

Technical data sheet

CombiController V100 3 pole + NPE 280 V

Art.-Nr. 5094862



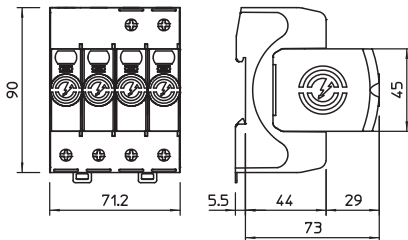
Combination arrester, lightning current and surge arrester, type 1+2

- For lightning current equipotential bonding to VDE 0185-305 (IEC 62305)
- Lightning current arresting capacity of 12.5 kA (10/350) per pole and up to 50 kA (10/350) in total
- Impulse current arresting capacity up to 80 kA (8/20)
- Modular, plug-in arrester with cut-off unit and visual status display
- Locking mechanism with vibration protection and voltage keying
- Plastic to UL 94 V-0
- The remote signalling (FS) variants have a potential-free changeover contact for remote signalling

Application: Lightning current equipotential bonding for buildings of Class III and IV.



Dimensions



Master data

Item no.	
Type	
Description 1	CombiController
Description 2	3-pole + NPE
Dimension	280V
Smallest sales unit	1,00 Piece
Weight	59,80 kg/100 pc.

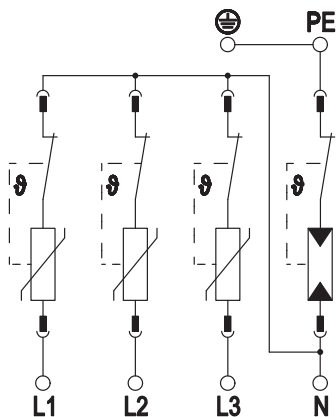
Technical data sheet

CombiController V100 3 pole + NPE 280 V

Art.-Nr. 5094862



Technical data



SPD to EN 61643-11	Type 1+2
SPD to IEC 61643-11	Class I+II
SPD to UL 1449	Type 4
Nominal voltage AC (50/60 Hz)	230,00 V
Maximum continuous voltage AC	280,00 V
Maximum continuous voltage (L-N)	280,00 V
Maximum continuous voltage (N-PE)	255,00 V
Nominal frequency	50,00 Hz
Nominal discharge current (8/20 µs)	20,00 kA
Nominal discharge current (8/20 µs) [L-N]	20,00 kA
Nominal discharge current (8/20 µs) [N-PE]	50,00 kA
Maximum discharge current (8/20 µs)	100 kA
Maximum discharge current (8/20 µs) [L-N]	100 kA
Maximum discharge current (8/20 µs) [N-PE]	100 kA
Lightning surge current (10/350 µs)	12,50 kA
Lightning surge current (10/350 µs) [N/PE]	50,00 kA
Lightning surge current (10/350 µs) [L-N/PE]	2,5 kA
Lightning surge current (10/350)	50,00 kA
Arrestor surge current (8/20 µs) [total]	100 kA
Combined voltage protection level [L-PE]	1,5
Protection level	1,30
Protection level [L-N]	1,30
Protection level [N-PE]	1,50
Residual voltage [L-N] @ 1 kA	0,7 kV
Residual voltage [L-N] @ 5 kA	0,8 kV
Residual voltage [L-N] @ 7 kA	0,9 kV
Residual voltage [L-N] @ 12.5 kA	1,0 kV
Follow current quenching capacity (eff) [N-PE]	0,10 kA
Response time	<25 ns
Response time [L-N]	25 ns
Response time [N-PE]	100 ns
Max. mains-side overcurrent protection	160 A gL/gG
Short-circuit withstand for max. mains-side overcurrent protection	50 kA eff
TOV voltage [L-N] fail safe mode 120 min.	440,00 V
TOV voltage [L-N] withstand mode 5 s	335,00 V
TOV voltage [N-PE] withstand mode 200 ms	1.200,00 V
Operating temperature range	-40+80 °C
Humidity	5,00 - 95,00 %
Function/defect display	Optical
Ports	One-Port SPD
Pole version	3+N/PE
Pole number	4,00

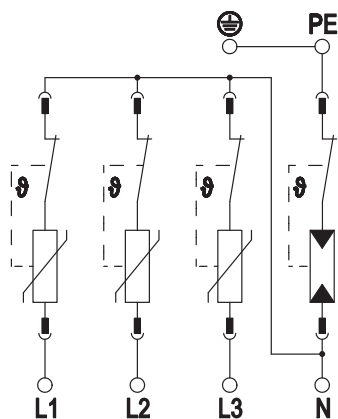
Technical data sheet

CombiController V100 3 pole + NPE 280 V

Art.-Nr. 5094862



Technical data



Connection cross-section (min.)	1,50 mm ²
Connection cross-section (max.)	35,00 mm ²
Connection cross-section (min.)	16,00 AWG
Connection cross-section (max.)	2,00 AWG
Torque	4,00 Nm
Torque	35,00 Lbs
Mounting type	Hat rail 35 mm
Housing material	PA UL 94 V-0
Installation location	Interior
Protection rating	IP20
Installation dimensions (LxWxH)	90x71,2x78,5 mm
Minimum distance	1,50 mm
Approvals	ÖVE ÖVE
Connection cross-section, FM terminals	0,5-1,5 mm ²
Connection cross-section, FM terminals	21-16 AWG
Torque for FM terminal	0,20 Nm
Torque for FM terminal	1,70 Lbs
Protective conductor current	< 5 µA
Blow-out	<input type="checkbox"/>
Size	4 part units
Remote signalling	<input type="checkbox"/>
Integrated back-up fuse	<input type="checkbox"/>
Max. cable cross-section flexible (fine-wire)	35,00 mm ²
Max. cable cross-section rigid (single wire/multi-wire)	35,00 mm ²
Conductor cross-section, flexible (fine-wire)	1,50 - 35,00 mm ²
Conductor cross-section, flexible (fine-wire)	16,00 - 2,00 AWG
Conductor cross-section, rigid (single wire/multi-wire)	16,00 - 2,00 AWG
Conductor cross-section, rigid (single wire/multi-wire)	1,50 - 35,00 mm ²
Signalling on device	Visual